


Instructions for
POWER DEBURRING KIT
Part No. 777758

Introduction :

Now reloaders can perform all the important case prep functions faster and more efficiently than ever before with Lyman's all-new Power Deburring Kit. High torque rechargeable power driver turns at the perfect speed for performing inside and outside deburring operations in seconds. Kit includes all the essential case prep accessories, including large and small primer pocket cleaners and reamers, case neck brushes, and inside and outside deburring tools. With the hex adapters (included), accessories simply pop in and out of the driver. (No threading or chucking required). Also includes standard and phillips driver bits. This new kit takes the drudgery out of your case preparation.



Caution :

As with any revolving tool, safety glasses must be worn. Do not allow children to play unsupervised in the reloading area. This tool is not a toy and children should not be allowed unsupervised access to the tools. Keep your reloading area clean. Work your reloading into a system. Use caution when handling your cutting tool as the cutting edges are extremely sharp.

Primer Pocket Cleaning and Reaming :

Large quantities of cartridge cases can be quickly processed after resizing and decapping to prepare the primer pocket for reloading. The primer pocket reamers and cleaners are double ended in small and large bit diameters to precisely fit primer pockets. Simply insert the appropriate reamer or cleaner into the chuck of the power driver. A turn or two of the cleaner bit removes the fouling. Now process the rest of your cartridge cases in the same manner. A clean primer pocket allows even primer seating.

NOTE :

Removing the primer pocket crimp from once-fired military brass is a one-time operation involving the appropriate reamer bit, large or small. The procedure is the same for primer pocket cleaning and should be done *before* primer pocket cleaning.

Case Neck Brushing :

Case Neck Brushes should be used to remove fouling and residue from inside case necks. Install the appropriate brush into one of the hex adapters provided and insert the adapter shank into the power driver chuck. Clean your case necks by running the appropriate brush into each case mouth. Your set includes the 38 and 45 caliber brushes. Other sizes of bore cleaning brushes are available from your local dealer.

Case Chamfering and Deburring :

Your Inside/Outside Deburring Tool will cleanly deburr your case mouth in one easy operation. Cases should be sized and trimmed to length first, then chamfered. Assemble your Inside/Outside Deburring Tool with one of the hex adapters provided and insert the adapter shank into the Power Driver. Hold your case straight and in line with the cutter to get a uniform chamfer. A few turns of the cutter pressed flush against the case is sufficient.

Operating the Power Driver :

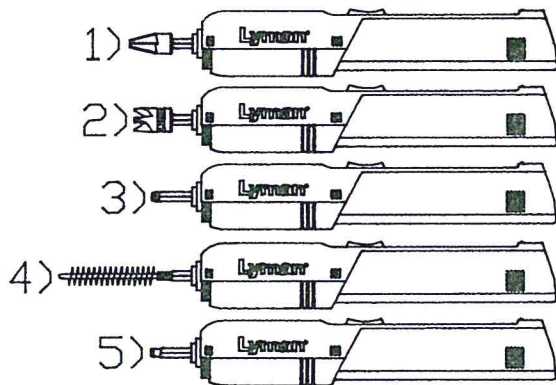
When performing any of the case prep functions it is important that your Power Driver turn in the appropriate direction. Press the upper portion of the "On" button to drive the cutter in a counterclockwise direction.

Note :

The cutting tools will not cut properly if turning in the wrong direction.

After extended use, your case prep accessories may wear beyond usefulness. When that happens, order the appropriate replacement items according to the following chart. You can order by calling the toll-free number listed at the end of this manual.

Part Description	Part #	WARNING : This product contains nickel cadmium batteries and when the battery life is exhausted, the battery must be recycled or disposed of properly. For additional info regarding disposal, contact your local county solid waste authority.
Power Driver Only	777746 *	
Adapter - AC/DC Charger	7999032 *	
38 Cal Case Mouth Brass Brush	7633160 *	
45 Cal Case Mouth Brass Brush	7633161 *	
Small Steel Primer Pocket Brush	7994360	
Large Steel Primer Pocket Brush	7994359	
Primer Pocket Reamer L&S	7999034 *	
Primer Pocket Cleaner L&S	7999035 *	
Outside Chamfer Tool	7999036 *	
Inside Chamfer Tool	7999037 *	
Hex Adapter	7994475 *	* Included with the Power Deburring Kit
Replacement Brush Set (3 Brushes: 25, 38, and 45 Caliber Brushes)	777799	



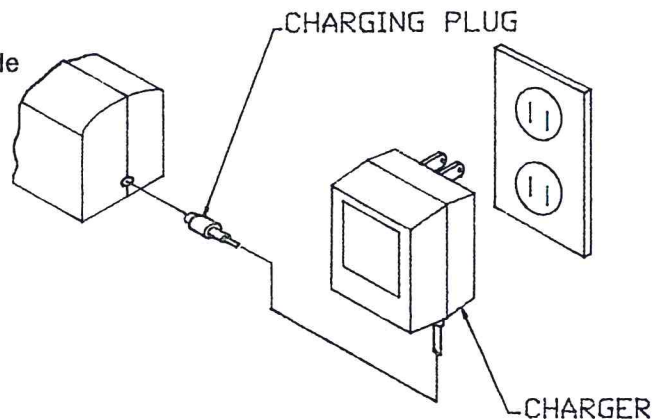
- 1) Inside Deburr Tool Mounted
- 2) Outside Deburr Tool Mounted
- 3) Large and Small Primer Pocket Reamer Mounted
- 4) Case Neck Brush Mounted
- 5) Large and Small Primer Pocket Cleaner Mounted

Charging

Your new cordless driver is not fully charged. Be sure to charge 10-12 hours prior to initial use. Insert the charging plug of your charger to the screwdriver, then plug the charger into the power source. LED charging indicator will also light up.

Specifications

Power Source : 2 x 1.2 V Nickel Cadmium Rechargeable Batteries
 Speed : 250 RPM
 Weight : 0.75 lb / 350 g
 Charging Time : 18 hrs



Questions regarding the use of any of these and other tools can be answered by calling our toll-free telephone number : 1-800-22-LYMAN, Monday through Friday between 9:00 a.m and 4:30 p.m. Eastern Time. You can also order items using this phone number.